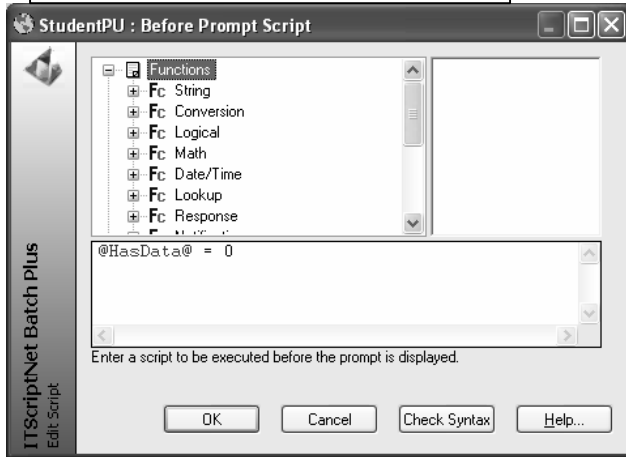


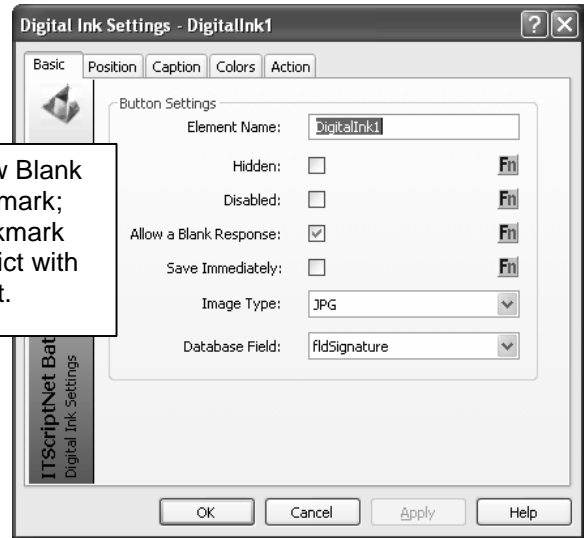
# ITScript Net® - PLUS & OMNI™

## How to Set up a Validation Fail with Digital Ink:

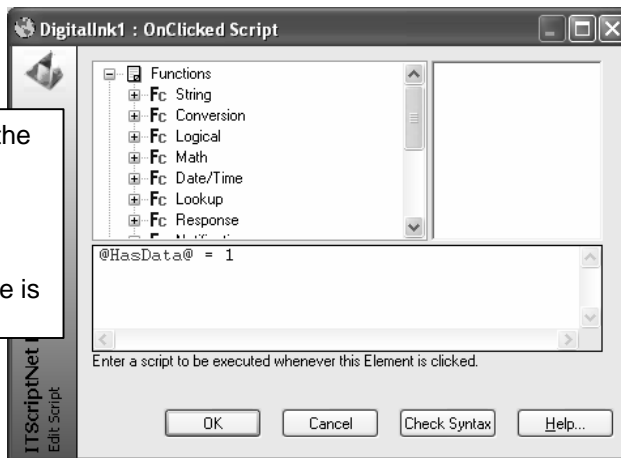
Set a variable to 0 in Before Prompting on prompt settings so it can reset to 1 when the ink is signed.



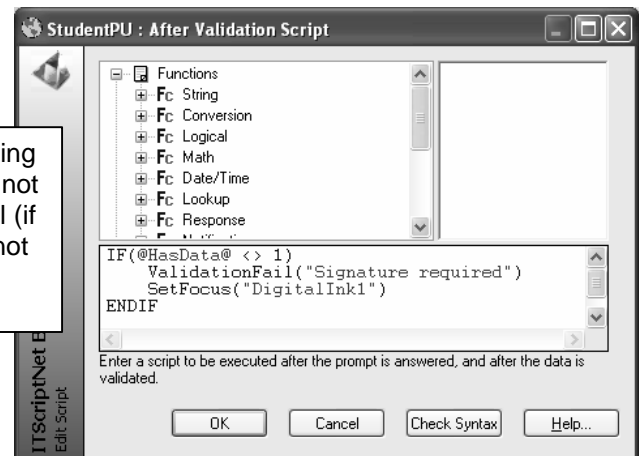
Set Allow Blank to checkmark; no-checkmark will conflict with the script.



Set variable to 1 in the element's OnClick script – if the user touches or taps or signs the Digital Ink element, the variable is reset to 1.



Validate by testing the variable for not equal to 1 to fail (if the element is not signed).



Please consult the User Guide for answers to questions. If you are unable to find the answers you need, please contact Z-Space by email: [support@z-space.com](mailto:support@z-space.com) or submit a question via our Support Forum at <http://www.zspace.com/forums/>.